



CÔNG TY CP ĐẦU TƯ THƯƠNG MẠI VÀ XÂY DỰNG HUỖNH TRẦN

Địa chỉ: 93 Lương Định Của, Phường Bình An, Quận 2, TP. HCM

ĐT Zalo/Viber/ Hotline: 0938 009 005 - 0938 318 683

Email: cskh@hutraco.vn



PHILIPS


Website: www.denledphilips.com - www.denphilips.vn - www.bongdenphilips.net



Quét quan tâm nhận ưu đãi

BẢNG GIÁ ĐÈN PHILIPS DÂN DỤNG TR ĐẠİ LÝ 2021


Áp dụng từ ngày 1/5/2021

| STT | Hình ảnh | Mô tả | Đóng gói | Giá bán đại lý | Giá bán lẻ | Ghi chú |
|---|--|---|----------|----------------|------------|---------------------------|
| (CorePro LEDtube 1 đầu , không kèm chuột, tuổi thọ 30,000h) | | | | | | |
| 1 | | CorePro LEDtube 600mm 8W865 T8 AP I | 10 | 97,800 | 176,900 | New Price |
| 3 | | CorePro LEDtube 1200mm 14.5W865 T8AP I | 10 | 121,700 | 220,100 | New Price |
| 6 | | CorePro LEDtube HO 1200mm 18W865T8 AP | 10 | 145,500 | 263,200 | New Price |
| 5 | | Corepro LEDtube HO 1200mm 18W840T8 AP | 10 | 145,500 | 263,200 | New Price |
| (MAS LEDtube 1 đầu , không kèm chuột, tuổi thọ 50,000h) | | | | | | |
| 9 | | MAS LEDtube 600mm HO 8W865 T8 | 10 | 185,900 | 336,300 | New price |
| 12 | | MAS LEDtube 1200mm HO 14W865 T8 | 10 | 241,000 | 435,900 | New price |
| 14 | | Master LEDTube 1200 mm 18W 865 T8 I W | 10 | 279,900 | 506,200 | New price |
| 17 | | MAS LEDtube 1200mm UO 15.5W 865 T8 | 10 | 296,600 | 536,400 | New Price |
| 20 | | MAS LEDtube 1500mm HO 18.2W 865 T8 | 10 | 367,400 | 664,400 | New (đặt hàng 10-12 tuần) |
| 23 | | MAS LEDtube 1500mm UO 23W 865 T8 | 10 | 381,700 | 690,300 | |
| 25 | MAS LEDtube 1200mm 3700lm 24W865 T8 VN | 10 | 466,300 | 843,300 | | |
| TLED DE | | | | | | |
| (Phiên bản TLED 2 đầu , không kèm chuột) | | | | | | |
| 26 | | Ledtube DE 600mm 9W 900lm 740 T8 G13 | 20 | 49,400 | 85,000 | |
| 27 | | Ledtube DE 600mm 9W 900lm 765 T8 G13 | 20 | 49,400 | 85,000 | |
| 28 | | Ledtube DE 1200mm 18W 1800lm 740 T8 G13 | 20 | 61,800 | 106,500 | |
| 29 | | Ledtube DE 1200mm 18W 1800lm 765 T8 G13 | 20 | 61,800 | 106,500 | |
| (Phiên bản TLED 1 đầu , không kèm chuột) | | | | | | |
| 30 | | Ecofit LEDtube 1200mm 18W 765 T8 AP I G | 20 | 61,800 | 106,500 | |
| 31 | | Ecofit LEDtube 1200mm 18W 740 T8 AP I G | 20 | 61,800 | 106,500 | |
| Ecofit HO 2100lm (thay thế bóng Brightboost) | | | | | | |
| 32 | | LEDtube HO 600mm 10W 765 T8 AP I G | 10 | 63,200 | 108,800 | |
| 33 | | LEDtube HO 600mm 10W 740 T8 AP I G | 10 | 63,200 | 108,800 | |
| 34 | | LEDtube HO 600mm 10W 730 T8 AP I G | 10 | 63,200 | 108,800 | |
| 35 | | LEDtube HO 1200mm 20W 765 T8 AP I G | 10 | 86,800 | 149,600 | |
| 36 | | LEDtube HO 1200mm 20W 740 T8 AP I G | 10 | 86,800 | 149,600 | |
| 37 | | LEDtube HO 1200mm 20W 730 T8 AP I G | 10 | 86,800 | 149,600 | |
| Ecofit LEDTube T5(Chạy dòng điện trực tiếp, tuổi thọ 15,000 giờ) | | | | | | |
| 46 | | Ecofit LEDtube 600mm 8W765 G5 I APR | 20 | 105,000 | 181,300 | |
| 47 | | Ecofit LEDtube 1200mm 18W730 G5 I APR | 20 | 140,500 | 242,500 | |
| 48 | | Ecofit LEDtube 1200mm 18W740 G5 I APR | 20 | 140,500 | 242,500 | |
| 49 | | Ecofit LEDtube 1200mm 18W765 G5 I APR | 20 | 140,500 | 242,500 | |
| 50 | | Ecofit LEDtube 1500mm 22W730 G5 I APR | 20 | 164,500 | 283,300 | |
| 51 | | Ecofit LEDtube 1500mm 22W740 G5 I APR | 20 | 164,500 | 283,300 | |
| 52 | | Ecofit LEDtube 1500mm 22W765 G5 I APR | 20 | 164,500 | 283,300 | |








| LEDBulb Essential | | | | | | |
|-------------------|---|--|----|--------|---------|--|
| 53 |  | ESS LEDBulb 5W E27 3000K 230V 1CT/12 VN | 12 | 33,000 | 56,800 | |
| 54 | | ESS LEDBulb 5W E27 6500K 230V 1CT/12 VN | 12 | 33,000 | 56,800 | |
| 55 | | ESS LEDBulb 7W E27 3000K 230V 1CT/12 VN | 12 | 38,600 | 66,600 | |
| 56 | | ESS LEDBulb 7W E27 6500K 230V 1CT/12 VN | 12 | 38,600 | 66,600 | |
| 57 | | ESS LEDBulb 9W E27 3000K 230V 1CT/12 VN | 12 | 43,800 | 75,400 | |
| 58 | | ESS LEDBulb 9W E27 6500K 230V 1CT/12 VN | 12 | 43,800 | 75,400 | |
| 59 | | ESS LEDBulb 11W E27 3000K 230V 1CT/12 VN | 12 | 57,000 | 98,300 | |
| 60 | | ESS LEDBulb 11W E27 6500K 230V 1CT/12 VN | 12 | 57,000 | 98,300 | |
| 61 | | ESS LEDBulb 13W E27 3000K 230V 1CT/12 VN | 12 | 65,000 | 112,200 | |
| 62 | | ESS LEDBulb 13W E27 6500K 230V 1CT/12 VN | 12 | 65,000 | 112,200 | |




| LEDBulb MyCare  | | | | | | |
|--|--|--------------------------------------|--------|---------|--------|--|
| 63 |  | LEDBulb 3W E27 3000K 230V P45(APR) | 12 | 32,500 | 56,100 | |
| 64 | | LEDBulb 3W E27 6500K 230V P45(APR) | 12 | 32,500 | 56,100 | |
| 65 | | LEDBulb 4W E27 3000K 230V P45(APR) | 12 | 35,400 | 61,200 | |
| 66 | | LEDBulb 4W E27 6500K 230V P45(APR) | 12 | 35,400 | 61,200 | |
| 67 | | LEDBulb 4W E27 3000K 230V 1CT/12 APR | 12 | 44,000 | 76,000 | |
| 68 | | LEDBulb 4W E27 6500K 230V 1CT/12 APR | 12 | 44,000 | 76,000 | |
| 69 | | LEDBulb 6W E27 3000K 230V 1CT/12 APR | 12 | 51,500 | 88,900 | |
| 70 | | LEDBulb 6W E27 6500K 230V 1CT/12 APR | 12 | 51,500 | 88,900 | |
| 71 | | LEDBulb 8W E27 3000K 230V 1CT/12 APR | 12 | 57,700 | 99,600 | |
| 72 | | LEDBulb 8W E27 6500K 230V 1CT/12 APR | 12 | 57,700 | 99,600 | |
| 73 | LEDBulb 10W E27 3000K 230V 1CT/12 APR | 12 | 83,200 | 143,500 | | |
| 74 | LEDBulb 10W E27 6500K 230V 1CT/12 APR | 12 | 83,200 | 143,500 | | |
| 75 | LEDBulb 12W E27 3000K 230V 1CT/12 APR | 12 | 95,700 | 165,000 | | |
| 76 | LEDBulb 12W E27 6500K 230V 1CT/12 APR | 12 | 95,700 | 165,000 | | |




| MAS LEDbulb DT | | | | | | |
|----------------|---|--|----|---------|---------|------------------------|
| 175 |  | MAS LEDbulb DT 6-40W B22 A60 CL | 10 | 136,600 | 235,400 | New (đặt hàng 12 tuần) |
| 176 | | MAS LEDbulb DT 8.5-60W B22 A60 CL | 10 | 189,700 | 326,900 | |
| 177 | | MAS LEDbulb DT 6-40W E27 A60 CL | 10 | 136,600 | 235,400 | |
| 178 | | MAS LEDbulb DT 8.5-60W E27 A60 CL | 10 | 189,700 | 326,900 | |
| 179 | | MAS LED bulb DT 5.5-40WE27 927-922 A60FR | 10 | 136,600 | 235,400 | |
| 180 | | MAS LED bulb DT 9-60W E27 927-922 A60 FR | 10 | 189,700 | 326,900 | |
| 181 | | LEDBulb 5.5-50W A60 E27 822-27 230V FR D | 8 | 98,600 | 170,000 | |
| 182 | | LEDBulb 8.5-70W A60 E27 822-27 230V FR D | 8 | 136,600 | 235,400 | |





| LEDBulb LEDBright | | | | | | |
|-------------------|---|---|----|--------|---------|-----|
| 63 |  | LEDBright 9W E27 3000K 230V 1CT/12 APR | 12 | 42,800 | 73,900 | New |
| 64 | | LEDBright 9W E27 6500K 230V 1CT/12 APR | 12 | 42,800 | 73,900 | New |
| 65 | | LEDBright 11W E27 3000K 230V 1CT/12 APR | 12 | 55,900 | 96,400 | New |
| 66 | | LEDBright 11W E27 6500K 230V 1CT/12 APR | 12 | 55,900 | 96,400 | New |
| 67 | | LEDBright 13W E27 3000K 230V 1CT/12 APR | 12 | 63,800 | 110,000 | New |
| 68 | | LEDBright 13W E27 6500K 230V 1CT/12 APR | 12 | 63,800 | 110,000 | New |
| 69 | | LEDBright 15W E27 3000K 230V 1CT/12 APR | 12 | 77,100 | 133,100 | New |
| 70 | | LEDBright 15W E27 6500K 230V 1CT/12 APR | 12 | 77,100 | 133,100 | New |
| 71 | | LEDBright 17W E27 3000K 230V 1CT/12 APR | 12 | 82,300 | 141,900 | New |
| 72 | | LEDBright 17W E27 6500K 230V 1CT/12 APR | 12 | 82,300 | 141,900 | New |






| High Lumen LED bulb | | | | | | |
|---|--|--|----|---------|---------|------------|
| 73 | | TForce Core HB 50-50W E27 865 | 6 | 285,100 | 491,700 | Phased-out |
| 74 | | TForce Core HB MV ND 22W E27 830 GEN3 | 6 | 73,500 | 126,800 | New |
| 75 | | TForce Core HB MV ND 22W E27 865 GEN3 | 6 | 73,500 | 126,800 | New |
| 76 | | TForce Core HB MV ND 30W E27 830 GEN3 | 6 | 112,500 | 194,100 | New |
| 77 | | TForce Core HB MV ND 30W E27 865 GEN3 | 6 | 112,500 | 194,100 | New |
| 78 | | TForce Core HB MV ND 40W E27 830 GEN3 | 6 | 130,100 | 224,400 | New |
| 79 | | TForce Core HB MV ND 40W E27 865 GEN3 | 6 | 130,100 | 224,400 | New |
| 80 | | TForce Core HB MV ND 50W E27 830 GEN3 | 6 | 169,100 | 291,700 | New |
| 81 | | TForce Core HB MV ND 50W E27 865 GEN3 | 6 | 169,100 | 291,700 | New |
| LED Fila/Classic | | | | | | |
| 82 | | LEDClassic 6-60W A60 E27 830 CL NDAPR | 10 | 46,500 | 80,300 | |
| 83 | | LEDClassic 6-60W A60 E27 865 CL NDAPR | 10 | 46,500 | 80,300 | |
| 84 | | LEDClassic 4-40W A60 E27 830 CL NDAPR | 10 | 37,200 | 64,200 | |
| 85 | | LEDClassic 4-40W A60 E27 865 CL NDAPR | 10 | 37,200 | 64,200 | |
| 86 | | LEDClassic 4-40W ST64 E27 830 CL NDAPR | 10 | 49,700 | 85,700 | |
| 87 | | LEDClassic 6-60W ST64 E27 830 CL NDAPR | 10 | 59,600 | 102,800 | |
| LED Stick | | | | | | |
| 88 | | DLStick 7.5W E27 3000K 1PF/12 APR | 12 | 62,500 | 107,800 | |
| 89 | | DLStick 7.5W E27 6500K 1PF/12 APR | 12 | 62,500 | 107,800 | |
| 90 | | DLStick 11W E27 3000K 1PF/12 APR | 12 | 82,300 | 141,900 | |
| 91 | | DLStick 11W E27 6500K 1PF/12 APR | 12 | 82,300 | 141,900 | |
| CorePro 2P LED (thay thế PL-C) | | | | | | |
| 92 | | LED PLC 8.5W 830 2P G24d-3 | 10 | 195,200 | 336,400 | |
| 93 | | LED PLC 8.5W 840 2P G24d-3 | 10 | 195,200 | 336,400 | |
| 94 | | LED PLC 8.5W 865 2P G24d-3 | 10 | 195,200 | 336,400 | |
| 95 | | LED PLC 6.5W 830 2P G24d-2 | 10 | 167,800 | 289,200 | |
| 96 | | LED PLC 6.5W 840 2P G24d-2 | 10 | 167,800 | 289,200 | |
| 97 | | LED PLC 6.5W 865 2P G24d-2 | 10 | 167,800 | 289,200 | |
| 98 | | LED PLC 4.5W 865 2P G24d-1 | 10 | 134,300 | 231,400 | |
| 99 | | LED PLC 4.5W 840 2P G24d-1 | 10 | 134,300 | 231,400 | |
| 100 | | LED PLC 4.5W 830 2P G24d-1 | 10 | 134,300 | 231,400 | |
| Ecofit LED PLC: 2Pin, hoạt động với điện trực tiếp hoặc ballast từ (vui lòng xem danh sách ballast tương thích) | | | | | | |
| 101 | | LED PLC 9W 865 2P G24d | 10 | 99,500 | 171,400 | |
| 102 | | LED PLC 9W 840 2P G24d | 10 | 99,500 | 171,400 | |
| 103 | | LED PLC 9W 830 2P G24d | 10 | 99,500 | 171,400 | |
| 104 | | LED PLC 7.5W 865 2P G24d | 10 | 80,800 | 139,200 | |
| 105 | | LED PLC 7.5W 840 2P G24d | 10 | 80,800 | 139,200 | |
| 106 | | LED PLC 7.5W 830 2P G24d | 10 | 80,800 | 139,200 | |



| Đèn downlight Halogen | | | | | |
|-----------------------|---|--|----|---------|---------|
| 107 |  | QBS022 1x MAX50W/12V-GU5.3 WH | 50 | 53,500 | 92,400 |
| 108 | | QBS024 1x MAX50W/12V-GU5.3 WH | 50 | 80,300 | 138,600 |
| 109 | | QBS024 1x MAX50W/12V-GU5.3 GR | 50 | 80,300 | 138,600 |
| 110 | | QBS025 1x MAX50W/12V-GU5.3 WH | 50 | 86,100 | 148,500 |
| 111 |  | QBS026 1x MAX50W/12V-GU5.3 WH | 50 | 86,100 | 148,500 |
| 112 | | QBS027 1x MAX50W/12V-GU5.3 WH | 50 | 111,000 | 191,400 |
| 113 | | QBS028 1x MAX50W/12V-GU5.3 WH | 50 | 155,900 | 268,900 |
| 114 | | QBS029 1x MAX50W/12V-GU5.3 WH | 30 | 166,500 | 287,100 |
| Master LED GU10 Dim | | | | | |
| 168 |  | Master LED 4.9-50W GU10 927 36D Dim | 10 | 109,300 | 188,300 |
| 169 | | Master LED 4.9-50W GU10 930 36D Dim | 10 | 109,300 | 188,300 |
| 170 | | Master LED 5-50W GU10 940 36D Dim | 10 | 109,300 | 188,300 |
| 171 | | MAS LED ExpertColor 5.5-50W GU10 927 24D | 10 | 213,400 | 367,900 |
| 172 | | MAS LED ExpertColor 5.5-50W GU10 930 24D | 10 | 213,400 | 367,900 |
| 173 | | MAS LED ExpertColor 5.5-50W GU10 927 36D | 10 | 213,400 | 367,900 |
| 174 | | MAS LED ExpertColor 5.5-50W GU10 930 36D | 10 | 213,400 | 367,900 |
| Halogen Transformers | | | | | |
| 115 |  | ET-E 60 220-240V 50/60Hz | 48 | 62,000 | 106,700 |
| 116 | | ET-E 10 220-240V | 48 | 57,400 | 92,100 |
| Essential LEDSpot | | | | | |
| 117 |  | Essential LED 3-35W 2700K MR16 24D | 10 | 85,600 | 147,800 |
| 118 | | Essential LED 3-35W 6500K MR16 24D | 10 | 85,600 | 147,800 |
| 119 | | Essential LED 5-50W 2700K MR16 24D | 10 | 94,200 | 159,600 |
| 120 | | Essential LED 5-50W 6500K MR16 24D | 10 | 94,200 | 159,600 |
| MASTER LED Spot | | | | | |
| 121 |  | MASTER LED 4-35W 2700K MR16 24D | 10 | 113,800 | 196,100 |
| 122 | | MASTER LED 4-35W 2700K MR16 36D | 10 | 113,800 | 196,100 |
| 123 | | MASTER LED 4-35W 3000K MR16 36D | 10 | 113,800 | 196,100 |
| 124 | | MASTER LED 4-35W 3000K MR16 24D | 10 | 113,800 | 196,100 |
| 125 |  | MASTER LED 5.5-50W 2700K MR16 24D | 10 | 129,000 | 222,300 |
| 126 | | MASTER LED 5.5-50W 2700K MR16 36D | 10 | 129,000 | 222,300 |
| 127 | | MASTER LED 5.5-50W 3000K MR16 36D | 10 | 129,000 | 222,300 |
| 128 | | MASTER LED 5.5-50W 3000K MR16 24D | 10 | 129,000 | 222,300 |
| 129 | | MASTER LED 5.5-50W 4000K MR16 24D | 10 | 129,000 | 222,300 |
| 130 | | MASTER LED 5.5-50W 4000K MR16 36D | 10 | 129,000 | 222,300 |
| 131 | | MASTER LED 6.5-50W 927 MR16 24D ND | 10 | 220,000 | 379,200 |
| 132 | | MASTER LED 6.5-50W 930 MR16 24D ND | 10 | 220,000 | 379,200 |
| 133 | | MASTER LED 6.5-50W 940 MR16 24D ND | 10 | 220,000 | 379,200 |
| 134 | | MASTER LED 6.5-50W 927 MR16 36D ND | 10 | 220,000 | 379,200 |
| 135 | | MASTER LED 6.5-50W 930 MR16 36D ND | 10 | 220,000 | 379,200 |

| MASTER LED Spot DIM | | | | | | |
|-----------------------------|---|--|---------|---------|---------|-----------|
| 137 |  | MASTER LED 7-50W 927 MR16 10D Dim | 10 | 242,700 | 418,400 | |
| 138 | | MASTER LED 7-50W 930 MR16 10D Dim | 10 | 242,700 | 418,400 | |
| 139 | | MASTER LED 7-50W 940 MR16 10D Dim | 10 | 242,700 | 418,400 | |
| 140 | | MASTER LED 7-50W 927 MR16 24D Dim | 10 | 242,700 | 418,400 | |
| 141 | | MASTER LED 7-50W 930 MR16 24D Dim | 10 | 242,700 | 418,400 | |
| 142 | | MASTER LED 7-50W 940 MR16 24D Dim | 10 | 242,700 | 418,400 | |
| 143 | | MASTER LED 7-50W 927 MR16 36D Dim | 10 | 242,700 | 418,400 | |
| 144 | | MASTER LED 7-50W 930 MR16 36D Dim | 10 | 242,700 | 418,400 | |
| 145 | | MASTER LED 7-50W 940 MR16 36D Dim | 10 | 242,700 | 418,400 | |
| 146 | | MASTER LED 7-50W 927 MR16 60D Dim | 10 | 242,700 | 418,400 | |
| 147 | | MASTER LED 7-50W 930 MR16 60D Dim | 10 | 242,700 | 418,400 | |
| 148 | | MASTER LED 7-50W 940 MR16 60D Dim | 10 | 242,700 | 418,400 | |
| 149 | | MAS LED MR16 ExpertColor 7.2-50W 927 10D | 10 | 326,100 | 562,200 | |
| 150 | | MAS LED MR16 ExpertColor 7.2-50W 930 10D | 10 | 326,100 | 562,200 | |
| 151 | | MAS LED MR16 ExpertColor 7.2-50W 940 10D | 10 | 326,100 | 562,200 | |
| 152 | | MAS LED MR16 ExpertColor 7.2-50W 927 24D | 10 | 326,100 | 562,200 | |
| 153 | | MAS LED MR16 ExpertColor 7.2-50W 930 24D | 10 | 326,100 | 562,200 | |
| 154 | | MAS LED MR16 ExpertColor 7.2-50W 940 24D | 10 | 326,100 | 562,200 | |
| 155 | MAS LED MR16 ExpertColor 7.2-50W 927 36D | 10 | 326,100 | 562,200 | | |
| 156 | MAS LED MR16 ExpertColor 7.2-50W 930 36D | 10 | 326,100 | 562,200 | | |
| 157 | MAS LED MR16 ExpertColor 7.2-50W 940 36D | 10 | 326,100 | 562,200 | | |
| 158 | MASTER LED 8-50W+ 827 MR16 24D Dim | 10 | 303,400 | 523,000 | | |
| 159 | MASTER LED 8-50W+ 830 MR16 24D Dim | 10 | 303,400 | 523,000 | | |
| 160 | MASTER LED 8-50W+ 827 MR16 36D Dim | 10 | 303,400 | 523,000 | | |
| 161 | MASTER LED 8-50W+ 830 MR16 36D Dim | 10 | 303,400 | 523,000 | | |
| 162 | MASTER LED 8-50W+ 840 MR16 36D Dim | 10 | 303,400 | 523,000 | | |
| 163 | MAS LED MR16 ExpertColor 7.2-50W 927 60D | 10 | 326,100 | 562,200 | | |
| 164 | MAS LED MR16 ExpertColor 7.2-50W 930 60D | 10 | 326,100 | 562,200 | | |
| 165 | MAS LED MR16 ExpertColor 7.2-50W 940 60D | 10 | 326,100 | 562,200 | | |
| MAS LED SpotLV AR111 | | | | | | |
| 183 |  | MAS LED SpotLV 20-100W 940 AR111 12D | 6 | 529,700 | 913,200 | New |
| 184 | | MAS LED SpotLV 20-100W 927 AR111 24D | 6 | 529,700 | 913,200 | New |
| 185 | | MAS LED SpotLV 20-100W 930 AR111 24D | 6 | 529,700 | 913,200 | New |
| 186 | | MAS LED SpotLV 20-100W 940 AR111 24D | 6 | 529,700 | 913,200 | New |
| 187 | | MAS LED SpotLV 20-100W 927 AR111 40D | 6 | 529,700 | 913,200 | New |
| 188 | | MAS LED SpotLV 20-100W 930 AR111 40D | 6 | 529,700 | 913,200 | New |
| 189 | | MAS LED SpotLV 20-100W 940 AR111 40D | 6 | 529,700 | 913,200 | New |
| MAS LEDspot CLA PAR | | | | | | |
| 190 |  | MAS LEDspot CLA D 9.5-75W 827 PAR30S 25D | 6 | 294,500 | 507,700 | New |
| 191 | | Essential LED 9-75W PAR30S 827 25D | 6 | 206,200 | 355,400 | New price |
| 192 | | MAS LEDspot D 12-100W E27 927 PAR30S 25D | 6 | 294,500 | 507,700 | New |
| 193 | | MAS LEDspot CLA D 13-100W 827 PAR38 25D | 6 | 499,100 | 860,500 | New |
| 194 | | MAS LEDspot D 13-100W E27 927 PAR38 25D | 6 | 499,100 | 860,500 | New price |
| 195 | | Essential LED 14-120W PAR38 827 25D | 6 | 267,000 | 460,200 | New |



| DN027 G2 Round (Tròn) | | | | | | |
|--|---|---|---------|---------|---------|--|
| 196 |  | DN027B G2 LED6/WW 7W 220-240V D90 RD | 24 | 117,000 | 190,300 | |
| 197 | | DN027B G2 LED6/NW 7W 220-240V D90 RD | 24 | 117,000 | 190,300 | |
| 198 | | DN027B G2 LED6/CW 7W 220-240V D90 RD | 24 | 117,000 | 190,300 | |
| 199 | | DN027B G2 LED6/WW 7W 220-240V D100 RD | 24 | 117,600 | 191,400 | |
| 200 | | DN027B G2 LED6/NW 7W 220-240V D100 RD | 24 | 117,600 | 191,400 | |
| 201 | | DN027B G2 LED6/CW 7W 220-240V D100 RD | 24 | 117,600 | 191,400 | |
| 202 | | DN027B G2 LED9/WW 10W 220-240V D125 RD | 24 | 150,700 | 245,300 | |
| 203 | | DN027B G2 LED9/NW 10W 220-240V D125 RD | 24 | 150,700 | 245,300 | |
| 204 | | DN027B G2 LED9/CW 10W 220-240V D125 RD | 24 | 150,700 | 245,300 | |
| 205 | | DN027B G2 LED12/WW 14W 220-240V D150 RD | 24 | 190,000 | 309,100 | |
| 206 | | DN027B G2 LED12/NW 14W 220-240V D150 RD | 24 | 190,000 | 309,100 | |
| 207 | | DN027B G2 LED12/CW 14W 220-240V D150 RD | 24 | 190,000 | 309,100 | |
| 208 | | DN027B G2 LED15/WW 17W 220-240V D175 RD | 24 | 233,000 | 379,500 | |
| 209 | DN027B G2 LED15/NW 17W 220-240V D175 RD | 24 | 233,000 | 379,500 | | |
| 210 | DN027B G2 LED15/CW 17W 220-240V D175 RD | 24 | 233,000 | 379,500 | | |
| 211 | DN027B G2 LED20/WW 22W 220-240V D200 RD | 24 | 279,700 | 455,400 | | |
| 212 | DN027B G2 LED20/NW 22W 220-240V D200 RD | 24 | 279,700 | 455,400 | | |
| 213 | DN027B G2 LED20/CW 22W 220-240V D200 RD | 24 | 279,700 | 455,400 | | |
| DN027 G2 Square (Vuông) | | | | | | |
| 214 |  | DN027B G2 LED6/WW 7W 220-240V L100 SQ | 24 | 123,000 | 200,200 | |
| 215 | | DN027B G2 LED6/NW 7W 220-240V L100 SQ | 24 | 123,000 | 200,200 | |
| 216 | | DN027B G2 LED6/CW 7W 220-240V L100 SQ | 24 | 123,000 | 200,200 | |
| 217 | | DN027B G2 LED6/WW 7W 220-240V L125 SQ | 24 | 140,000 | 227,700 | |
| 218 | | DN027B G2 LED6/NW 7W 220-240V L125 SQ | 24 | 140,000 | 227,700 | |
| 219 | | DN027B G2 LED6/CW 7W 220-240V L125 SQ | 24 | 140,000 | 227,700 | |
| 220 | | DN027B G2 LED9/WW 10W 220-240V L125 SQ | 24 | 152,800 | 248,600 | |
| 221 | | DN027B G2 LED9/NW 10W 220-240V L125 SQ | 24 | 152,800 | 248,600 | |
| 222 | | DN027B G2 LED9/CW 10W 220-240V L125 SQ | 24 | 152,800 | 248,600 | |
| 223 | | DN027B G2 LED12/WW 14W 220-240V L150 SQ | 24 | 198,800 | 323,400 | |
| 224 | | DN027B G2 LED12/NW 14W 220-240V L150 SQ | 24 | 198,800 | 323,400 | |
| 225 | | DN027B G2 LED12/CW 14W 220-240V L150 SQ | 24 | 198,800 | 323,400 | |
| DN027 Surface mounted (gắn nổi) | | | | | | |
| 226 |  | DN027C LED9/WW D150 | 24 | 215,200 | 350,300 | |
| 227 | | DN027C LED9/NW D150 | 24 | 215,200 | 350,300 | |
| 228 | | DN027C LED9/CW D150 | 24 | 215,200 | 350,300 | |
| 229 | | DN027C LED12/WW D175 | 24 | 268,800 | 437,100 | |
| 230 | | DN027C LED12/NW D175 | 24 | 268,800 | 437,100 | |
| 231 | | DN027C LED12/CW D175 | 24 | 268,800 | 437,100 | |
| 232 | | DN027C LED15/WW D200 | 24 | 320,500 | 521,700 | |
| 233 | | DN027C LED15/NW D200 | 24 | 320,500 | 521,700 | |
| 234 | | DN027C LED15/CW D200 | 24 | 320,500 | 521,700 | |
| 235 | | DN027C LED20/WW D225 | 24 | 366,300 | 596,200 | |
| 236 | | DN027C LED20/NW D225 | 24 | 366,300 | 596,200 | |
| 237 | | DN027C LED20/CW D225 | 24 | 366,300 | 596,200 | |

| ERIDANI | | | | | | |
|--------------------------------|---|--|---------|---------|---------|-----|
| 237 |  | 59260 ERIDANI 080 3W 65K WH recessed LED | 12 | 70,200 | 121,000 | |
| 238 | | 59261 ERIDANI 100 5W 40K WH recessed LED | 12 | 82,700 | 142,500 | |
| 239 | | 59261 ERIDANI 100 5W 65K WH recessed LED | 12 | 82,700 | 142,500 | |
| 240 | | 59262 ERIDANI 125 7.5W 65K WH recessed | 12 | 106,900 | 184,200 | |
| Downlight LED MESON Gen3 594xx | | | | | | |
| 241 |  | 59201 MESON 090 5.5W 30K WH recessed LED | 12 | 82,700 | 142,500 | |
| 242 | | 59201 MESON 090 5.5W 40K WH recessed LED | 12 | 82,700 | 142,500 | |
| 243 | | 59202 MESON 105 7W 30K WH recessed LED | 12 | 106,900 | 184,200 | |
| 244 | | 59202 MESON 105 7W 40K WH recessed LED | 12 | 106,900 | 184,200 | |
| 245 | | 59202 MESON 105 7W 65K WH recessed LED | 12 | 106,900 | 184,200 | |
| 246 | | 59447 MESON 090 5W 30K WH RECESSED LED | 12 | 73,700 | 119,900 | |
| 247 | | 59447 MESON 090 5W 40K WH RECESSED LED | 12 | 73,700 | 119,900 | |
| 248 | | 59447 MESON 090 5W 65K WH RECESSED LED | 12 | 73,700 | 119,900 | |
| 249 | | 59444 MESON 080 6W 30K WH recessed LED | 12 | 58,200 | 94,600 | |
| 250 | | 59444 MESON 080 6W 40K WH recessed LED | 12 | 58,200 | 94,600 | |
| 251 | 59444 MESON 080 6W 65K WH recessed LED | 12 | 58,200 | 94,600 | | |
| 252 | | 59445 Meson 090 7W 30K recessed | 12 | 77,800 | 126,500 | New |
| 253 | | 59445 Meson 090 7W 40K recessed | 12 | 77,800 | 126,500 | New |
| 254 | | 59445 Meson 090 7W 65K recessed | 12 | 77,800 | 126,500 | New |
| 255 |  | 59448 MESON 105 7W 30K WH recessed LED | 12 | 87,200 | 141,900 | |
| 256 | | 59448 MESON 105 7W 40K WH recessed LED | 12 | 87,200 | 141,900 | |
| 257 | | 59448 MESON 105 7W 65K WH recessed LED | 12 | 87,200 | 141,900 | |
| 258 | | 59449 MESON 105 9W 30K WH recessed LED | 12 | 113,000 | 183,700 | |
| 259 | | 59449 MESON 105 9W 40K WH recessed LED | 12 | 113,000 | 183,700 | |
| 260 | | 59449 MESON 105 9W 65K WH recessed LED | 12 | 113,000 | 183,700 | |
| 261 | | 59464 MESON 125 13W 30K WH recessed LED | 12 | 130,500 | 212,300 | |
| 262 | | 59464 MESON 125 13W 40K WH recessed LED | 12 | 130,500 | 212,300 | |
| 263 | | 59464 MESON 125 13W 65K WH recessed LED | 12 | 130,500 | 212,300 | |
| Marcasite | | | | | | |
| 264 |  | 59521 MARCASITE 100 9W 30K WH recessed | 12 | 127,000 | 206,700 | |
| 265 | | 59521 MARCASITE 100 9W 40K WH recessed | 12 | 127,000 | 206,700 | |
| 266 | | 59521 MARCASITE 100 9W 65K WH recessed | 12 | 127,000 | 206,700 | |
| 267 | | 59522 MARCASITE 125 12W 30K WH recessed | 12 | 163,300 | 265,700 | |
| 268 | | 59522 MARCASITE 125 12W 40K WH recessed | 12 | 163,300 | 265,700 | |
| 269 | | 59522 MARCASITE 125 12W 65K WH recessed | 12 | 163,300 | 265,700 | |
| 270 | | 59523 MARCASITE 150 14W 30K WH recessed | 12 | 198,800 | 323,500 | |
| 271 | | 59523 MARCASITE 150 14W 40K WH recessed | 12 | 198,800 | 323,500 | |
| 272 | | 59523 MARCASITE 150 14W 65K WH recessed | 12 | 198,800 | 323,500 | |
| 273 | | 59531 MARCASITE 175 16W 30K WH | 12 | 248,100 | 403,900 | |
| 274 | 59531 MARCASITE 175 16W 40K WH | 12 | 248,300 | 403,900 | | |
| 275 | 59531 MARCASITE 175 16W 65K WH | 12 | 248,300 | 403,900 | | |
| 276 | 59526 MARCASITE 100 SQ 9W 30K recessed | 12 | 127,000 | 206,700 | | |
| 277 | 59526 MARCASITE 100 SQ 9W 40K recessed | 12 | 127,000 | 206,700 | | |
| 278 | 59526 MARCASITE 100 SQ 9W 65K recessed | 12 | 127,000 | 206,700 | | |
| 279 | 59527 MARCASITE 125 SQ 12W 30K recessed | 12 | 163,300 | 265,700 | | |
| 280 | 59527 MARCASITE 125 SQ 12W 40K recessed | 12 | 163,300 | 265,700 | | |
| 281 | 59527 MARCASITE 125 SQ 12W 65K recessed | 12 | 163,300 | 265,700 | | |
| 282 | 59528 MARCASITE 150 SQ 14W 30K recessed | 12 | 198,800 | 323,500 | | |
| 283 | 59528 MARCASITE 150 SQ 14W 40K recessed | 12 | 198,800 | 323,500 | | |
| 284 | 59528 MARCASITE 150 SQ 14W 65K recessed | 12 | 198,800 | 323,500 | | |


| Spot light SL201 | | | | | | |
|---|---|--|----|---------|---------|--|
| 285 |  | SL201 EC RD 070 2.7W 27K W HV 1A 01 | 12 | 85,500 | 143,000 | |
| 286 | | SL201 EC RD 070 2.7W 40K W HV 1A 01 | 12 | 85,500 | 143,000 | |
| 287 | | SL201 EC RD 070 4.5W 27K W HV 1A 01 | 12 | 92,700 | 155,100 | |
| 288 | | SL201 EC RD 070 4.5W 40K W HV 1A 01 | 12 | 92,700 | 155,100 | |
| Spot light Pomeron | | | | | | |
| 289 |  | 59774 POMERON 070 3W 27K WH | 12 | 100,500 | 168,200 | |
| 290 | | 59774 POMERON 070 3W 40K WH | 12 | 100,500 | 168,200 | |
| 291 | | 59775 POMERON 070 5W 27K WH | 12 | 117,200 | 196,000 | |
| 292 | | 59775 POMERON 070 5W 40K WH | 12 | 117,200 | 196,000 | |
| 293 | | 59776 POMERON 070 7W 27K WH | 12 | 121,000 | 202,500 | |
| 294 | | 59776 POMERON 070 7W 40K WH | 12 | 120,900 | 202,500 | |
| 295 | | 59774 POMERON 070 3W 27K SI | 12 | 110,000 | 184,200 | |
| 296 | | 59774 POMERON 070 3W 40K SI | 12 | 110,000 | 184,200 | |
| 297 | | 59775 POMERON 070 5W 27K SI | 12 | 123,400 | 206,700 | |
| 298 | | 59775 POMERON 070 5W 40K SI | 12 | 123,400 | 206,700 | |
| 299 | | 59776 POMERON 070 7W 27K SI | 12 | 130,500 | 218,500 | |
| 300 | | 59776 POMERON 070 7W 40K SI | 12 | 130,500 | 218,500 | |
| Máng đèn LED Slimline | | | | | | |
| 341 |  | 31171 Slimline 10W 6500K wall lamp LED | 20 | 107,400 | 185,300 | |
| 342 | | 31171 Slimline 10W 3000K wall lamp LED | 20 | 107,400 | 185,300 | |
| 343 | | 31170 Slimline 20W 6500K wall lamp LED | 20 | 154,100 | 265,700 | |
| 344 | | 31170 Slimline 20W 3000K wall lamp LED | 20 | 154,100 | 265,700 | |
| Batten BN016C (T8 equivalent): thiết kế giống BN012, CRI 70, 15khrs, Quang thông: 1600lm (1.2m), 800lm (0.6m) | | | | | | |
| 301 |  | BN016C LED8/NW L600 GM | 25 | 96,300 | 166,000 | |
| 302 | | BN016C LED8/CW L600 GM | 25 | 96,300 | 166,000 | |
| 303 | | BN016C LED16/NW L1200 GM | 25 | 133,500 | 230,300 | |
| 304 | | BN016C LED16/CW L1200 GM | 25 | 133,500 | 230,300 | |
| Batten BN012C (T8 equivalent): CRI 80, 20khrs, Quang thông: 2000lm (1.2m), 1000lm (0.6m) | | | | | | |
| 305 |  | BN012C LED20/WW L1200 TH G2 | 25 | 167,200 | 288,200 | |
| 306 | | BN012C LED20/NW L1200 TH G2 | 25 | 167,200 | 288,200 | |
| 307 | | BN012C LED20/CW L1200 TH G2 | 25 | 167,200 | 288,200 | |
| 308 | | BN012C LED10/WW L600 TH G2 | 25 | 120,000 | 206,700 | |
| 309 | | BN012C LED10/NW L600 TH G2 | 25 | 120,000 | 206,700 | |
| 310 | | BN012C LED10/CW L600 TH G2 | 25 | 120,000 | 206,700 | |

| Batten BN068C (T5 Equivalent): CRI 80, 20khrs | | | | | | |
|---|---|---|------------------------|---------|---------|---------|
| 311 |  | BN068C LED12/CW L1200 G2 | 24 | 133,000 | 218,500 | |
| 312 | | BN068C LED12/NW L1200 G2 | 24 | 133,000 | 218,500 | |
| 313 | | BN068C LED12/WW L1200 G2 | 24 | 133,000 | 218,500 | |
| 314 | | BN068C LED9/CW L900 G2 | 24 | 112,000 | 184,200 | |
| 315 | | BN068C LED9/NW L900 G2 | 24 | 112,000 | 184,200 | |
| 316 | | BN068C LED9/WW L900 G2 | 24 | 112,000 | 184,200 | |
| 317 | | BN068C LED6/CW L600 G2 | 24 | 90,600 | 148,900 | |
| 318 | | BN068C LED6/NW L600 G2 | 24 | 90,600 | 148,900 | |
| 319 | | BN068C LED6/WW L600 G2 | 24 | 90,600 | 148,900 | |
| 320 | | BN068C LED3/CW L300 G2 | 24 | 70,500 | 115,700 | |
| 321 | | BN068C LED3/NW L300 G2 | 24 | 70,500 | 115,700 | |
| 322 | | BN068C LED3/WW L300 G2 | 24 | 70,500 | 115,700 | |
| Batten BN058C (T5 Equivalent): thiết kế giống BN068, CRI 70, 15khrs | | | | | | |
| 326 | |  | BN058C LED3/CW L300 GM | 24 | 67,300 | 110,300 |
| 327 | BN058C LED3/NW L300 GM | | 24 | 67,300 | 110,300 | |
| 328 | BN058C LED3/WW L300 GM | | 24 | 67,300 | 110,300 | |
| 329 | BN058C LED5/CW L600 GM | | 24 | 86,200 | 141,400 | |
| 330 | BN058C LED5/NW L600 GM | | 24 | 86,200 | 141,400 | |
| 331 | BN058C LED5/WW L600 GM | | 24 | 86,200 | 141,400 | |
| 332 | BN058C LED9/CW L900 GM | | 24 | 106,300 | 174,600 | |
| 333 | BN058C LED9/NW L900 GM | | 24 | 106,300 | 174,600 | |
| 334 | BN058C LED9/WW L900 GM | | 24 | 106,300 | 174,600 | |
| 335 | BN058C LED11/CW L1200 GM | | 24 | 125,800 | 206,700 | |
| 336 | BN058C LED11/NW L1200 GM | | 24 | 125,800 | 206,700 | |
| 337 | BN058C LED11/WW L1200 GM | | 24 | 125,800 | 206,700 | |
| 338 | ZCH086 C-2 (cấp nguồn) | | 20 | 11,800 | 19,200 | |
| 339 | ZCH086 CCPA (dây nối, 260mm) | | 20 | 13,700 | 22,400 | |


Flood Light BVP150









| | | | | | | | |
|-----|---|---|-------------------------------------|---------|-----------|-----------|--|
| 345 |  | BVP150 LED8/WW 220-240V 10W SWB CE | 24 | 200,300 | 345,400 | | |
| 346 | | BVP150 LED8/NW 220-240V 10W SWB CE | 24 | 200,300 | 345,400 | | |
| 347 | | BVP150 LED8/CW 220-240V 10W SWB CE | 24 | 200,300 | 345,400 | | |
| 348 | | BVP150 LED17/WW 220-240V 20W SWB CE | 24 | 267,900 | 462,000 | | |
| 349 | | BVP150 LED17/NW 220-240V 20W SWB CE | 24 | 267,900 | 462,000 | | |
| 350 | | BVP150 LED17/CW 220-240V 20W SWB CE | 24 | 267,900 | 462,000 | | |
| 351 | | BVP150 LED25/WW 220-240V 30W SWB CE | 16 | 470,200 | 810,700 | | |
| 352 | | BVP150 LED25/NW 220-240V 30W SWB CE | 16 | 470,200 | 810,700 | | |
| 353 | | BVP150 LED25/CW 220-240V 30W SWB CE | 16 | 470,200 | 810,700 | | |
| 354 | |  | BVP150 LED42/WW 220-240V 50W SWB CE | 8 | 604,100 | 1,041,700 | |
| 355 | | | BVP150 LED42/NW 220-240V 50W SWB CE | 8 | 604,100 | 1,041,700 | |
| 356 | | | BVP150 LED42/CW 220-240V 50W SWB CE | 8 | 604,100 | 1,041,700 | |
| 357 | BVP150 LED59/WW 220-240V 70W SWB CE | | 8 | 739,400 | 1,274,900 | | |
| 358 | BVP150 LED59/NW 220-240V 70W SWB CE | | 8 | 739,400 | 1,274,900 | | |
| 359 | BVP150 LED59/CW 220-240V 70W SWB CE | | 8 | 739,400 | 1,274,900 | | |









Đèn ốp trần CL200






| | | | | | | |
|-----|---|-----------------------------|----|---------|---------|--|
| 360 |  | CL200 EC RD 6W 65K W HV 02 | 20 | 163,300 | 281,600 | |
| 361 | | CL200 EC RD 10W 27K W HV 02 | 12 | 180,700 | 311,700 | |
| 362 | | CL200 EC RD 10W 65K W HV 02 | 12 | 180,700 | 311,700 | |
| 363 | | CL200 EC RD 17W 27K W HV 02 | 10 | 296,000 | 510,400 | |
| 364 | | CL200 EC RD 17W 65K W HV 02 | 10 | 296,000 | 510,400 | |
| 365 | | CL200 EC RD 20W 65K W HV 02 | 8 | 418,500 | 721,600 | |

Đèn ốp trần CL254

| | | | | | | |
|-----|---|-----------------------------|----|---------|---------|--|
| 366 |  | CL254 EC RD 12W 65K W HV 02 | 10 | 292,200 | 503,800 | |
| 367 | | CL254 EC RD 17W 65K W HV 02 | 10 | 389,100 | 671,000 | |
| 368 | | CL254 EC RD 20W 65K W HV 02 | 8 | 491,800 | 848,100 | |

| LED dây LS155-24V, không kèm Driver | | | | | | | |
|---|---|--|--------------------------------------|-----------|------------|------------|--|
| 391 |  | LS155 G2 LED3/WW L5000 24V 03 | 40 | 435,600 | 751,200 | | |
| 392 | | LS155 G2 LED3/NW L5000 24V 03 | 40 | 435,600 | 751,200 | | |
| 393 | | LS155 G2 LED3/CW L5000 24V 03 | 40 | 435,600 | 751,200 | | |
| 394 | | LS155 G2 LED6/WW L5000 24V 03 | 40 | 494,200 | 852,100 | | |
| 395 | | LS155 G2 LED6/NW L5000 24V 03 | 40 | 494,200 | 852,100 | | |
| 396 | | LS155 G2 LED6/CW L5000 24V 03 | 40 | 494,200 | 852,100 | | |
| 397 | | LS155 G2 LED8/WW L5000 24V 03 | 40 | 571,700 | 985,800 | | |
| 398 | | LS155 G2 LED8/NW L5000 24V 03 | 40 | 571,700 | 985,800 | | |
| 399 | | LS155 G2 LED8/CW L5000 24V 03 | 40 | 571,700 | 985,800 | | |
| 400 | | LS155 G2 LED12/WW L5000 24V 03 | 40 | 651,200 | 1,122,900 | | |
| 401 | | LS155 G2 LED12/NW L5000 24V 03 | 40 | 651,200 | 1,122,900 | | |
| 402 | | LS155 G2 LED12/CW L5000 24V 03 | 40 | 651,200 | 1,122,900 | | |
| 403 | | LS191 ADC connector tape to tape 50pcs | 12 | 454,600 | 783,900 | | |
| 404 | | LS192 ADC connector tape to wire 50pcs | 6 | 666,100 | 1,148,500 | | |
| Bộ nguồn LED dây Transformer 24VDC | | | | | | | |
| 405 |  | Economic LED Transformer 30W 24VDC | 50 | 173,300 | 277,500 | | |
| 406 | | Economic LED Transformer 60W 24VDC | 20 | 227,000 | 387,800 | | |
| 407 | | Economic LED Transformer 120W 24VDC | 20 | 393,900 | 633,200 | | |
| 408 |  | Economic LED Transformer 180W 24VDC | 9 | 670,000 | 1,076,700 | | |
| 409 | | Dimmable LED Transformer 75W 24VDC | 20 | 1,017,400 | 1,635,000 | | |
| 410 | | Dimmable LED Transformer 150W 24VDC | 10 | 1,646,800 | 2,646,400 | | |
| 369 |  | DLI 31059 LED tape 3000K 18W 5m | 40 | 581,100 | 1,002,000 | | |
| 370 |  | 30924 LED tape connection wire | 600 | 12,100 | 20,900 | | |
| 371 | | 30925 LED tape connector | 600 | 8,200 | 14,300 | | |
| 372 |  | ED-S 30W12V without wire | | 205,600 | 354,600 | Phased out | |
| Trade HV Tape (LED dây 220V) 50m | | | | | | - | |
| 373 |  | DLI 31160 HV LED TAPE 3000K LL White | 1 | 3,950,000 | 7,181,818 | | |
| 374 | | DLI 31160 HV LED TAPE 4000K LL White | 1 | 3,950,000 | 7,181,818 | | |
| 375 | | DLI 31160 HV LED TAPE 6500K LL White | 1 | 3,950,000 | 7,181,818 | | |
| 376 | | DLI 31161 HV LED TAPE 3000K HL White | 1 | 4,950,000 | 9,000,000 | | |
| 377 | | DLI 31161 HV LED TAPE 4000K HL White | 1 | 4,950,000 | 9,000,000 | | |
| 378 | | DLI 31161 HV LED TAPE 6500K HL White | 1 | 4,950,000 | 9,000,000 | | |
| 379 | | DLI 31162 HV LED TAPE 3000K HL White | 1 | 6,450,000 | 11,727,273 | | |
| 380 | | DLI 31162 HV LED TAPE 4000K HL White | 1 | 6,450,000 | 11,727,273 | | |
| 381 | | DLI 31162 HV LED TAPE 6500K HL White | 1 | 6,450,000 | 11,727,273 | | |
| 382 | | | 31163 HV tape accessory 30X EU white | 30 | 150,000 | 272,727 | |
| 383 |  | DLI 31086 HV LED TAPE 3000K LL White | 1 | 3,165,000 | 5,754,545 | | |
| 384 | | DLI 31086 HV LED TAPE 4000K LL White | 1 | 3,165,000 | 5,754,545 | | |
| 385 | | DLI 31086 HV LED TAPE 6500K LL White | 1 | 3,165,000 | 5,754,545 | | |
| 386 | | DLI 31087 HV LED TAPE 3000K HL White | 1 | 4,840,900 | 8,801,636 | | |
| 387 | | DLI 31087 HV LED TAPE 4000K HL White | 1 | 4,840,900 | 8,801,636 | | |
| 388 | | DLI 31087 HV LED TAPE 6500K HL White | 1 | 4,840,900 | 8,801,636 | | |
| 389 | | | 31164 HV LED Tape Clips 600X white | 600 | 808,800 | 1,470,545 | |
| 390 | | | 31088 HV tape accessory 30X EU white | 30 | 3,347,600 | 6,086,545 | |

| T5 Essential 14W-28W | | | | | |
|---|---|--|-----|---------|---------|
| 411 |  | TL5 Essential 14W/830 1SL/40 | 40 | 26,900 | 40,100 |
| 412 | | TL5 Essential 14W/840 1SL/40 | 40 | 26,900 | 40,100 |
| 413 | | TL5 Essential 14W/865 1SL/40 | 40 | 26,900 | 40,100 |
| 414 | | TL5 Essential 28W/830 1SL/40 | 40 | 29,700 | 43,800 |
| 415 | | TL5 Essential 28W/840 1SL/40 | 40 | 29,700 | 43,800 |
| 416 | | TL5 Essential 28W/865 1SL/40 | 40 | 29,700 | 43,800 |
| TL-D Standard | | | | | |
| 417 |  | TL-D 18W/54-765 1SL/30 | 30 | 12,800 | 22,000 |
| 418 | | TL-D 36W/54-765 1SL/30 | 30 | 14,200 | 24,500 |
| TL-D Super 80 | | | | | |
| 419 |  | | | | |
| 420 | | TL-D 18W/830 1SL/25 | 25 | 20,900 | 31,200 |
| 421 | | TL-D 18W/840 1SL/25 | 25 | 20,900 | 31,200 |
| 422 | | TL-D 18W/865 1SL/25 | 25 | 20,900 | 31,200 |
| 423 | | | | | - |
| 424 | | TL-D 36W/830 1SL/25 | 25 | 29,700 | 44,400 |
| 425 | | TL-D 36W/840 1SL/25 | 25 | 29,700 | 44,400 |
| 426 | | TL-D 36W/865 1SL/25 | 25 | 29,700 | 44,400 |
| EB-Ci (1 mã EB-C cho tất cả TL-D; 1 mã EB-C cho tất cả TL5) | | | | | |
| 427 |  | EB-Ci 1-2 14-28W 220-240v 50/60 Hz | 30 | 116,300 | 200,500 |
| 428 | | EB-Ci 1-2 36W / 1-4 18W 220-240v 50/60Hz | 30 | 116,300 | 200,500 |
| Bóng HQ và chuột | | | | | |
| 429 |  | S10-P 4-65W SIN 220-240V BL/20X25CT | 500 | 6,800 | 10,500 |
| 430 | | S2-P 4-22W SER 220-240V BL UNP/20X25BOX | 500 | 6,800 | 10,500 |
| Bóng đèn HQ Compact trực tiếp | | | | | |
| 431 |  | GENIE 5W CDL E27 220-240V 1CT/4X12 | 48 | 35,300 | 57,800 |
| 432 | | GENIE 5W WW E27 220-240V 1CT/4X12 | 48 | 35,300 | 57,800 |
| 433 | | ESSENTIAL 8W CDL E27 220-240V 1CT/12 | 12 | 30,700 | 50,300 |
| 434 | | ESSENTIAL 8W WW E27 220-240V 1CT/12 | 12 | 30,700 | 50,300 |
| 435 | | GENIE 11W CDL E27 220-240V 1CT/4X12 | 48 | 41,800 | 68,500 |
| 436 | | GENIE 11W WW E27 220-240V 1CT/4X12 | 48 | 41,800 | 68,500 |
| 437 |  | GENIE 14W CDL E27 220-240V 1CT/4X12 | 48 | 44,400 | 72,800 |
| 438 | | GENIE 14W WW E27 220-240V 1CT/4X12 | 48 | 44,400 | 72,800 |
| 439 | | ESSENTIAL 18W CDL E27 220-240V 1CT/12 | 12 | 50,300 | 82,500 |
| 440 | | ESSENTIAL 18W WW E27 220-240V 1CT/12 | 12 | 50,300 | 82,500 |
| 441 | | ESSENTIAL 23W CDL E27 220-240V 1CT/12 | 12 | 52,200 | 85,700 |
| 442 | | ESSENTIAL 23W WW E27 220-240V 1CT/12 | 12 | 52,200 | 85,700 |
| Tornado | | | | | |
| 443 |  | TORNADO 12W CDL E27 220-240V 1CT/12 | 12 | 46,300 | 76,000 |
| 444 | | TORNADO 12W WW E27 220-240V 1CT/12 | 12 | 46,300 | 76,000 |
| 445 | | TORNADO 15W CDL E27 220-240V 1CT/12 | 12 | 54,900 | 90,000 |
| 446 | | TORNADO T2 15W WW E27 220-240V 1CT/12 | 12 | 54,800 | 90,000 |
| 447 | | TORNADO 20W CDL E27 220-240V 1CT/12 | 12 | 55,400 | 91,000 |
| 448 | | TORNADO 20W WW E27 220-240V 1CT/12 | 12 | 55,400 | 91,000 |
| 449 | | TORNADO 24W CDL E27 220-240V 1CT/12 | 12 | 56,100 | 92,100 |
| 450 | | TORNADO 24W WW E27 220-240V 1CT/12 | 12 | 56,200 | 92,100 |

| MASTER HPI (BU) Plus 250W/400W | | | | | | |
|--------------------------------|---|--|----|-----------|-----------|------------|
| 452 |  | MASTER HPI Plus 400W/667 BU E40 1SL/6 | 6 | 320,700 | 545,600 | |
| 453 | | MASTER HPI Plus 250W/667 BU E40 1SL/12 | 12 | 320,700 | 545,600 | |
| 454 | | MASTER HPI Plus 400W/645 BU E40 1SL/6 | 6 | 320,700 | 545,600 | |
| 455 | | MASTER HPI Plus 250W/645 BU E40 1SL/12 | 12 | 320,700 | 545,600 | |
| MASTER HPI (T) Plus 250W/400W | | | | | | |
| 456 |  | MASTER HPI-T Plus 250W/645 E40 1SL/12 | 12 | 294,300 | 500,500 | |
| 457 | | MASTER HPI-T Plus 400W/645 E40 1SL/12 | 12 | 294,300 | 500,500 | |
| 458 | | HPI-T 1000W/543 E40 220V 1SL/4 | 4 | 1,402,000 | 2,390,300 | |
| 330 - Metal Halide (MH) | | | | | | |
| 459 |  | MH 70W /640 E27 CL SLV/24 | 24 | 250,500 | 430,700 | Phased-out |
| 460 | | MH 100W /640 E27 CL SLV/24 | 24 | 250,500 | 430,700 | Phased-out |
| 461 | | MH 150W /640 E27 CL SLV/24 | 24 | 250,500 | 430,700 | Phased-out |
| 462 | | MH 175W /640 U E40 CL SLV/12 | 12 | 233,700 | 401,700 | Phased-out |
| 463 | | MH 250W /640 U E40 CL SLV/12 | 12 | 255,500 | 439,200 | Phased-out |
| 464 | | MH1000W U E40 6PK | 6 | 752,500 | 1,209,600 | |
| 465 | | MH1500/U S.K. 6 PK | 6 | 1,050,400 | 1,908,200 | |
| SON-T | | | | | | |
| 466 |  | SON-T 70W/220 E27 SLV/12 | 12 | 126,200 | 214,500 | |
| 467 | | SON-T 100W E E40 SL/12 | 12 | 126,200 | 214,500 | |
| 468 | | SON-T 150W E E40 SL/12 | 12 | 140,600 | 237,600 | |
| 469 | | SON-T 250W E E40 SL/12 | 12 | 154,200 | 261,800 | |
| 470 | | SON-T 400W E E40 SL/12 | 12 | 168,300 | 286,000 | |
| 471 | | SON-T 1000W E E40 1SL/4 | 4 | 1,001,000 | 1,609,200 | |
| MHN-TD | | | | | | |
| 472 | | MHN-TD 70W/730 RX7s 1CT/12 | 12 | 216,700 | 373,900 | |
| 473 | | MHN-TD 70W/842 RX7s 1CT/12 | 12 | 216,700 | 373,900 | |
| 474 | | MHN-TD 70W/852 RX7s 1CT/12 | 12 | 216,700 | 373,900 | New Price |
| 475 | | MHN-TD 150W/730 RX7s 1CT/12 | 12 | 234,200 | 404,000 | |
| 476 | | MHN-TD 150W/842 RX7s 1CT/12 | 12 | 234,200 | 404,000 | |
| 477 | | MHN-TD 250W/842 FC2 1CT/12 | 12 | 950,000 | 1,639,400 | |
| MASTERC CDM-T | | | | | | |
| 513 |  | MASTERC CDM-T 70W/830 G12 1CT/12 | 12 | 367,000 | 664,600 | |
| 514 | | MASTERC CDM-T 70W/830 G12 1CT/12 | 12 | 367,000 | 664,600 | |
| 515 | | MASTERC CDM-T 35W/830 G12 1CT/12 | 12 | 367,000 | 664,600 | |
| 516 | | MASTERC CDM-T 35W/830 G12 1CT/12 | 12 | 367,000 | 664,600 | |
| 517 | | MASTERC CDM-T 150W/830 G12 1CT | 12 | 367,000 | 664,600 | |
| 518 | | MASTERC CDM-T 70W/942 G12 1CT/12 | 12 | 367,000 | 664,600 | |
| 519 | | MASTERC CDM-T 150W/942 G12 1CT | 12 | 367,000 | 664,600 | |
| 520 | | MASTERC CDM-T 35W/842 G12 1CT/12 | 12 | 367,000 | 664,600 | |
| 521 | | MASTERC CDM-TD 150W/830 RX7s 1CT | 12 | 454,900 | 823,700 | |
| 522 | | MASTERC CDM-TD 70W/942 RX7s 1CT/12 | 12 | 367,000 | 664,600 | |
| 523 | | MASTERC CDM-TD 150W/942 RX7s 1CT | 12 | 454,900 | 823,700 | |
| 524 | | MASTERC CDM-TC 35W/830 G8.5 1CT/12 | 12 | 367,000 | 664,600 | |
| 525 | | MASTERC CDM-TC 70W/830 G8.5 1CT/12 | 12 | 367,000 | 664,600 | |
| 526 | | MASTERC CDM-TC 35W/842 G8.5 1CT/12 | 12 | 367,000 | 664,600 | |
| 527 | | MASTERC CDM-TC 70W/842 G8.5 1CT/12 | 12 | 367,000 | 664,600 | |

| | | | | | | |
|--------------------------------|---|-----------------------------------|-----|-----------|-----------|--|
| HID-CV | | | | | - | |
| 528 |  | HID-CV 150 /S CDM 220-240 50/60Hz | 12 | 1,075,000 | 1,446,000 | |
| 529 | | HID-CV 35 /S CDM 220-240V | 12 | 560,700 | 862,100 | |
| 530 | | HID-CV 70 /S CDM 220-240V | 12 | 560,700 | 862,100 | |
| HID EM Basic HPL/HPI | | | | | | |
| 478 |  | BHLE 250L 200 TS | 6 | 334,200 | 576,207 | |
| 479 | | BHLE 400L 200 TS | 6 | 370,600 | 638,966 | |
| 480 | | BHL 80 L200 | 6 | 233,900 | 403,276 | |
| 481 | | BHL 250L 200 | 6 | 483,900 | 834,310 | |
| 482 | | BHL 400L 200 | 6 | 582,600 | 1,004,483 | |
| 483 | | BHL 1000L 202 | 1 | 2,132,000 | 3,675,862 | |
| HID EM Basic SON/CDM/MH | | | | | | |
| 484 |  | BSNE 150L 300I TS | 6 | 342,000 | 589,655 | |
| 485 | | BSNE 250L 300I TS | 6 | 400,000 | 689,655 | |
| 486 | | BSNE 400L 300I TS | 4 | 683,000 | 1,177,586 | |
| 487 | | BSN 70 L300 I | 6 | 274,000 | 472,414 | |
| 488 | | BSN 100 L300 I | 6 | 289,700 | 499,483 | |
| 489 | | BSN 150L 300I TS | 6 | 436,900 | 753,276 | |
| 490 | | BSN 250L 300I TS | 6 | 571,800 | 985,862 | |
| 491 | | BSN 400L 300I TS | 4 | 1,014,300 | 1,748,793 | |
| 492 | | BSN 1000L 302I | 1 | 2,344,400 | 4,042,069 | |
| 493 | | BSN 1000 L02 220V 50HZ | 1 | 3,641,500 | 6,278,448 | |
| 2 cặp BSD | | | | | - | |
| 494 | | BSD 400L 406 TS | 4 | 1,143,600 | 1,971,724 | |
| 495 | | BSD 250L 406 TS | 4 | 822,000 | 1,417,241 | |
| 496 | | BSD 150L 406 TS | 6 | 510,700 | 880,517 | |
| 497 | | BSD 100L 406 TS | 6 | 450,000 | 775,862 | |
| CWA 1000 | | | | | | |
| 498 | | CWA 1000W | 2 | 1,526,500 | 2,225,300 | |
| 499 | | CWA1000 CU 220V/50Hz | 2 | 1,952,800 | 2,846,800 | |
| HID EM Capacitor | | | | | | |
| 500 |  | CP 12BO28 | 200 | 45,000 | 77,586 | |
| 501 | | CP 18CP28 | 132 | 63,500 | 109,483 | |
| 502 | | CP 25BU28 | 90 | 81,800 | 141,034 | |
| 503 | | CP 32CT28 | 72 | 91,100 | 157,069 | |
| 504 | | CP36FO28 | 112 | 107,100 | 184,655 | |
| 505 | | CA 50FT28 | 56 | 152,300 | 262,586 | |
| 506 | | CWACAP30 | 50 | 269,100 | 463,966 | |
| HID Ignitors | | | | | | |
| 507 |  | SI 51 Plus | 48 | 60,000 | 103,448 | |
| 508 | | SI 52 | 48 | 83,300 | 143,621 | |
| 509 | | SN 56 | 20 | 204,000 | 351,724 | |
| 510 | | SN 58 | 48 | 67,200 | 115,862 | |
| 511 | | ESC 02 | 20 | 235,000 | 405,172 | |
| 512 | | SU 42-S | 20 | 152,700 | 263,276 | |